

July 2023

DATA QUADRANT REPORT

Governance, Risk and Compliance

464

Reviews

21

Products Included

Table of Contents

Data Quadrant	5
Category Overview	6
Vendor Capability Summary	8
Vendor Capabilities	12
Product Feature Summary	24
Product Features	30

How to Use the Report


Info-Tech’s Data Quadrant Reports provide a comprehensive evaluation of popular products in the Governance, Risk and Compliance market. This buyer’s guide is designed to help prospective purchasers make better decisions by leveraging the experiences of real users.

The data in this report is collected from real end users, meticulously verified for veracity, exhaustively analyzed, and visualized in easy to understand charts and graphs. Each product is compared and contrasted with all other products in the category to create a holistic, unbiased view of the product landscape.

Use this report to determine which product is right for your organization. For highly detailed reports on individual products, see Info-Tech’s Product Scorecard.

This report is available free of charge for internal use only to assist with software evaluation and selection. Sharing, republishing, distributing, or otherwise copying any portion of this report without the express written consent of SoftwareReviews.com is strictly prohibited.

© 2023 SoftwareReviews.com. All rights reserved.



Software Directory

GOVERNANCE, RISK AND COMPLIANCE SOFTWARE

Selecting software can be overwhelming and one of the biggest challenges facing organizations is understanding the marketplace and identifying all of the available vendors and products. The Software Directory is a comprehensive list of all relevant software products in a particular category. Use this page to create the right product shortlist by exploring all of the options available to your organization.

Governance, Risk and Compliance Software

360inControl

Active Risk Manager (ARM)

AdaptiveGRC

Aegify RSC Suite

Allgress

Apptega

ARIS GRC Platform

AuditBoard

B Wise GRC Platform

Camms.Risk

CL360

Cura GRC Management Suite

Diligent GRC Platform

Enablon Enterprise Risk Management

Fastpath Suite

GRC Toolbox

IBM OpenPages with Watson

Infor Risk & Compliance

IntelligenceBank GRC

Ivanti Neurons for GRC

LogicGate Risk Cloud

LogicManager ERM Software

Maclear Risk Management Solution

Mega GRC HOPEX

MetricStream ConnectedGRC

Mitrastech Compliance Manager (CMO)

Modulo Risk Manager

NAVEX IRM

OneTrust GRC and Security Assurance Cloud

Onspring Governance, Risk & Compliance Suite

Oracle Enterprise Risk Management Software

Protiviti Enterprise GRC Solutions

Quantivate GRC Software Suite

Refinitiv Connected Risk

Resolver IRM

Riskconnect

Software Directory

GOVERNANCE, RISK AND COMPLIANCE SOFTWARE

Selecting software can be overwhelming and one of the biggest challenges facing organizations is understanding the marketplace and identifying all of the available vendors and products. The Software Directory is a comprehensive list of all relevant software products in a particular category. Use this page to create the right product shortlist by exploring all of the options available to your organization.

Governance, Risk and Compliance Software

 **ROAR Platform**

 **RSA Archer Insight**

 **RSAM GRC**

 **SAI360**

 **SAP Governance, Risk, Compliance (GRC), and Cybersecurity**

 **SAS Governance and Compliance Manager**

 **ServiceNow GRC**

 **Smart Global Governance**

 **StandardFusion**

 **Workiva Platform**

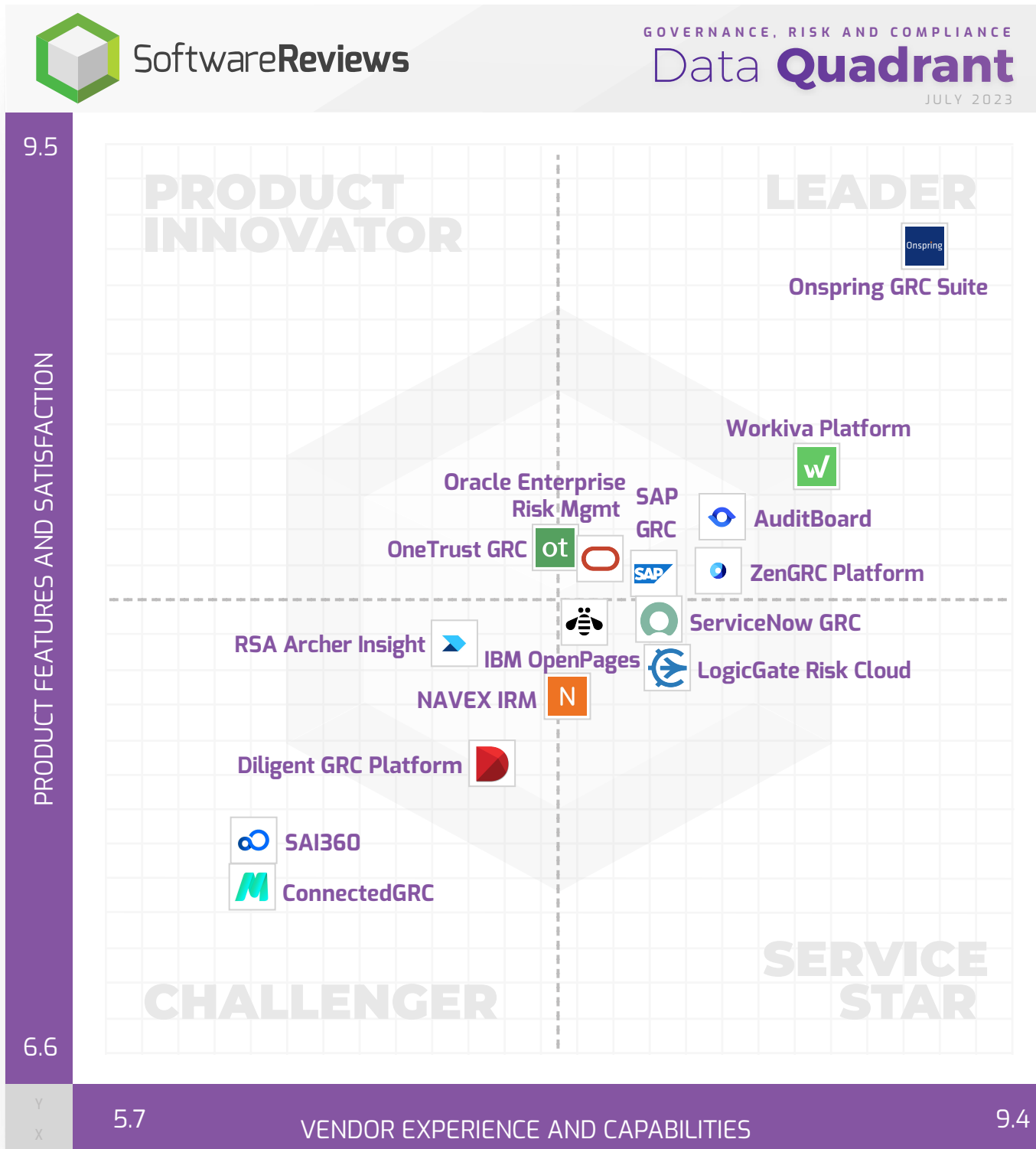
 **ZenGRC Platform**



SOFTWARE REVIEWS Data Quadrant



Assess vendor and product performance at a glance and use the SoftwareReviews Data Quadrant to identify which products and vendors are leading the pack and which are trailing.



GOVERNANCE, RISK AND COMPLIANCE

The Software Reviews Data Quadrant evaluates and ranks products based on feedback from IT and business professionals. The placement of a software in the Data Quadrant indicates its relative ranking as well as its categorization.

The Complete Software Experience

When distilled down, the software experience is shaped by both the experience with the software and the relationship with the vendor. Evaluating enterprise software along these two dimensions provides a comprehensive understanding of the product and helps identify vendors that can deliver on both.

Product Features and Satisfaction

The satisfaction is captured in the overall satisfaction score, which is driven by the likelihood of users to recommend the software, combined with user satisfaction across top product features.

Vendor Experience and Capabilities

The vendor relationship is calculated in a weighted average of the satisfaction scores tied to vendor capabilities (e.g. software implementation, training, customer support, product roadmap) as well as emotional response ratings toward the vendor (e.g. trustworthy, respectful, fair).

Note: The axes ranges are dynamically adjusted based on minimum and maximum values in the dataset.

Category Overview

This page provides a high level summary of product performance within the Governance, Risk and Compliance category. Products are ranked by a composite satisfaction score (Composite Score) that averages four different areas of evaluation: Net Emotional Footprint, Vendor Capabilities, Product Features, and Likeliness to Recommend. The Net Emotional Footprint Score measures user emotional response ratings of the vendor (e.g. trustworthy, respectful, fair).

Use this data to get a sense of the field, and to see how the products you're considering stack up.

RANK	PRODUCT	COMPOSITE SCORE	NET EMOTIONAL FOOTPRINT	NET EMOTIONAL FOOTPRINT DISTRIBUTION	VENDOR CAPABILITIES	PRODUCT FEATURES	LIKELINESS TO RECOMMEND	NUMBER OF REVIEWS
	Onspring GRC Suite	9.2/10	+94	95% POSITIVE	89%	91%	93%	53
	Workiva Platform	8.5/10	+91	93% POSITIVE	82%	80%	88%	20
	AuditBoard	8.1/10	+82	86% POSITIVE	80%	77%	85%	20
4	ZenGRC Platform	8.0/10	+79	86% POSITIVE	80%	83%	78%	23
5	SAP GRC and Cybersecurity	8.0/10	+79	84% POSITIVE	79%	79%	81%	35
6	Oracle Enterprise Risk Management	7.9/10	+80	84% POSITIVE	77%	79%	82%	40
7	ServiceNow GRC	7.9/10	+81	84% POSITIVE	77%	77%	80%	23
8	LogicGate Risk Cloud	7.8/10	+81	83% POSITIVE	78%	74%	80%	20
9	OneTrust GRC	7.8/10	+75	79% POSITIVE	75%	77%	85%	23
10	IBM OpenPages	7.7/10	+72	80% POSITIVE	79%	76%	80%	22
AVERAGE SCORES		7.7/10	+76	81% POSITIVE	76%	77%	80%	26

Category Overview

This page provides a high level summary of product performance within the Governance, Risk and Compliance category. Products are ranked by a composite satisfaction score (Composite Score) that averages four different areas of evaluation: Net Emotional Footprint, Vendor Capabilities, Product Features, and Likeliness to Recommend. The Net Emotional Footprint Score measures user emotional response ratings of the vendor (e.g. trustworthy, respectful, fair).

Use this data to get a sense of the field, and to see how the products you're considering stack up.

RANK	PRODUCT	COMPOSITE SCORE	NET EMOTIONAL FOOTPRINT	NET EMOTIONAL FOOTPRINT DISTRIBUTION	VENDOR CAPABILITIES	PRODUCT FEATURES	LIKELINESS TO RECOMMEND	NUMBER OF REVIEWS
11	NAVEX IRM	7.5/10	+78	5% NEGATIVE 83% POSITIVE	71%	73%	78%	25
12	RSA Archer Insight	7.3/10	+66	8% NEGATIVE 74% POSITIVE	72%	78%	77%	24
13	Diligent GRC Platform	7.2/10	+70	8% NEGATIVE 78% POSITIVE	72%	68%	78%	21
14	SAI360	6.5/10	+53	11% NEGATIVE 64% POSITIVE	66%	71%	70%	20
15	ConnectedGRC	6.4/10	+53	10% NEGATIVE 63% POSITIVE	66%	73%	65%	25
AVERAGE SCORES		7.7/10	+76	5% NEGATIVE 81% POSITIVE	76%	77%	80%	26
PRODUCTS WITH INSUFFICIENT DATA								
--	360inControl	8.9/10	+97	-- NEGATIVE 98% POSITIVE	85%	85%	88%	19
--	Smart Global Governance	8.2/10	+84	3% NEGATIVE 87% POSITIVE	80%	77%	88%	18
--	Modulo Risk Manager	8.7/10	+95	-- NEGATIVE 96% POSITIVE	78%	81%	94%	12
--	Camms.Risk	8.4/10	+89	-- NEGATIVE 90% POSITIVE	81%	80%	85%	10
--	LogicManager ERM Software	8.4/10	+94	-- NEGATIVE 94% POSITIVE	81%	78%	85%	6

Category Overview

This page provides a high level summary of product performance within the Governance, Risk and Compliance category. Products are ranked by a composite satisfaction score (Composite Score) that averages four different areas of evaluation: Net Emotional Footprint, Vendor Capabilities, Product Features, and Likeliness to Recommend. The Net Emotional Footprint Score measures user emotional response ratings of the vendor (e.g. trustworthy, respectful, fair).

Use this data to get a sense of the field, and to see how the products you're considering stack up.

RANK	PRODUCT	COMPOSITE SCORE	NET EMOTIONAL FOOTPRINT	NET EMOTIONAL FOOTPRINT DISTRIBUTION	VENDOR CAPABILITIES	PRODUCT FEATURES	LIKELINESS TO RECOMMEND	NUMBER OF REVIEWS
PRODUCTS WITH INSUFFICIENT DATA								
--	Resolver IRM	8.2/10	+94	 -- NEGATIVE 94% POSITIVE	76%	73%	83%	5

Vendor Capability Summary

This page summarizes user satisfaction with a variety of vendor capabilities regarding their product offering(s). Look for strong and consistent performance across the board when assembling your shortlist, and follow-up on areas of concern during the evaluation and negotiation processes.

PRODUCT	OVERALL CAPABILITY SATISFACTION	BUSINESS VALUE CREATED	BREADTH OF FEATURES	QUALITY OF FEATURES	PRODUCT STRATEGY AND RATE OF IMPROVEMENT	USABILITY AND INTUITIVENESS	VENDOR SUPPORT	EASE OF DATA INTEGRATION	EASE OF ADMINISTRATION	EASE OF CUSTOMIZATION	AVAILABILITY AND QUALITY OF TRAINING	EASE OF IMPLEMENTATION
Onspring Governance, Risk & Compliance Suite	89%	87%	90%	91%	88%	89%	94%	81%	90%	91%	90%	90%
Workiva Platform	82%	84%	81%	88%	76%	85%	86%	80%	81%	75%	83%	85%
AuditBoard	80%	75%	89%	85%	80%	71%	80%	83%	84%	82%	76%	81%
ZenGRC Platform	80%	80%	83%	83%	77%	82%	81%	76%	78%	75%	79%	81%
IBM OpenPages with Watson	79%	77%	78%	75%	78%	80%	79%	85%	83%	72%	81%	86%
SAP Governance, Risk, Compliance (GRC), and Cybersecurity	79%	80%	77%	82%	76%	77%	81%	77%	79%	76%	78%	79%
LogicGate Risk Cloud	77%	81%	80%	77%	80%	74%	81%	75%	74%	74%	76%	78%
Oracle Enterprise Risk Management Software	77%	77%	75%	82%	78%	80%	75%	78%	77%	76%	74%	77%
ServiceNow GRC	77%	76%	77%	77%	74%	76%	76%	78%	82%	76%	78%	79%
OneTrust GRC and Security Assurance Cloud	75%	80%	74%	78%	81%	73%	75%	74%	72%	61%	79%	76%
CATEGORY AVERAGE	76%	77%	77%	78%	75%	75%	76%	77%	77%	74%	76%	78%

Vendor Capability Summary

This page summarizes user satisfaction with a variety of vendor capabilities regarding their product offering(s). Look for strong and consistent performance across the board when assembling your shortlist, and follow-up on areas of concern during the evaluation and negotiation processes.

PRODUCT	OVERALL CAPABILITY SATISFACTION	BUSINESS VALUE CREATED	BREADTH OF FEATURES	QUALITY OF FEATURES	PRODUCT STRATEGY AND RATE OF IMPROVEMENT	USABILITY AND INTUITIVENESS	VENDOR SUPPORT	EASE OF DATA INTEGRATION	EASE OF ADMINISTRATION	EASE OF CUSTOMIZATION	AVAILABILITY AND QUALITY OF TRAINING	EASE OF IMPLEMENTATION
RSA Archer Insight	72%	77%	77%	73%	72%	63%	67%	73%	79%	79%	63%	77%
Diligent GRC Platform	72%	72%	69%	69%	62%	72%	70%	81%	78%	76%	67%	78%
NAVEX IRM	71%	73%	72%	71%	72%	70%	70%	76%	66%	71%	72%	73%
SAI360	66%	67%	65%	72%	64%	69%	66%	69%	63%	61%	69%	65%
MetricStream ConnectedGRC	66%	64%	63%	64%	64%	66%	60%	72%	68%	64%	73%	66%
CATEGORY AVERAGE	76%	77%	77%	78%	75%	75%	76%	77%	77%	74%	76%	78%

PRODUCTS WITH INSUFFICIENT DATA												
360inControl	85%	83%	83%	84%	85%	77%	88%	88%	90%	82%	87%	90%
Smart Global Governance	80%	76%	79%	85%	82%	72%	86%	78%	80%	78%	76%	87%
Modulo Risk Manager	78%	81%	73%	79%	77%	79%	83%	75%	83%	69%	77%	81%
Camms.Risk	81%	86%	81%	78%	86%	86%	81%	79%	75%	81%	80%	76%
LogicManager ERM Software	81%	75%	78%	80%	78%	81%	90%	83%	95%	65%	85%	79%

Vendor Capability Summary

This page summarizes user satisfaction with a variety of vendor capabilities regarding their product offering(s). Look for strong and consistent performance across the board when assembling your shortlist, and follow-up on areas of concern during the evaluation and negotiation processes.

PRODUCT	OVERALL CAPABILITY SATISFACTION	BUSINESS VALUE CREATED	BREADTH OF FEATURES	QUALITY OF FEATURES	PRODUCT STRATEGY AND RATE OF IMPROVEMENT	USABILITY AND INTUITIVENESS	VENDOR SUPPORT	EASE OF DATA INTEGRATION	EASE OF ADMINISTRATION	EASE OF CUSTOMIZATION	AVAILABILITY AND QUALITY OF TRAINING	EASE OF IMPLEMENTATION
CATEGORY AVERAGE	76%	77%	77%	78%	75%	75%	76%	77%	77%	74%	76%	78%
PRODUCTS WITH INSUFFICIENT DATA												
Resolver IRM	76%	75%	75%	75%	71%	83%	75%	75%	86%	83%	60%	83%

Vendor Capability Satisfaction

This section provides detailed information on user satisfaction for each vendor capability regarding their product offering(s). Use these pages to dig deeper into areas of particular interest or concern.

Vendor Capabilities

This table lists and briefly describes all vendor capabilities that are evaluated in the Governance, Risk and Compliance software category. For your convenience, you will also find longer descriptions of the capabilities under the capability subheadings in the subsequent pages.

Business Value Created	The underlying purpose of software is to create value for employees, customers, partners and ultimately shareholders. As a result, it is imperative that any software selection be aligned with the organization's needs and deliver enough business value to justify the cost. The data below highlights the satisfaction level associated with the business value derived from various product offerings. Use this information to identify the software that consistently creates business value for its customers.
Breadth of Features	Users prefer to work with feature rich software that enables them to perform diverse series of tasks as opposed to one they find restrictive. The data below highlights the satisfaction level associated with the breadth of features from various product offerings. Use this information to identify which software offers valuable comprehensive functionality that extends beyond the basic level.
Quality of Features	Feature quality is just as important as quantity. Software needs to do what you're purchasing it to do, easily, intuitively, reliably, and effectively. Use the data in this section to gauge whether or not a product follows through on the marketing hype by delivering high quality features.
Product Strategy and Rate of Improvement	Purchasing software can be a significant commitment, so it's important to know if your vendor is serious about the need for constant improvement and deliberate strategic direction. Vendors who don't stay on top of emerging needs and trends won't enable you to meet your business goals. Use the data in this section to separate innovators from imposters.
Usability And Intuitiveness	End user learning curves cost the organization money. Pay attention to your end users' technical ability to determine how important UX is in your purchase.

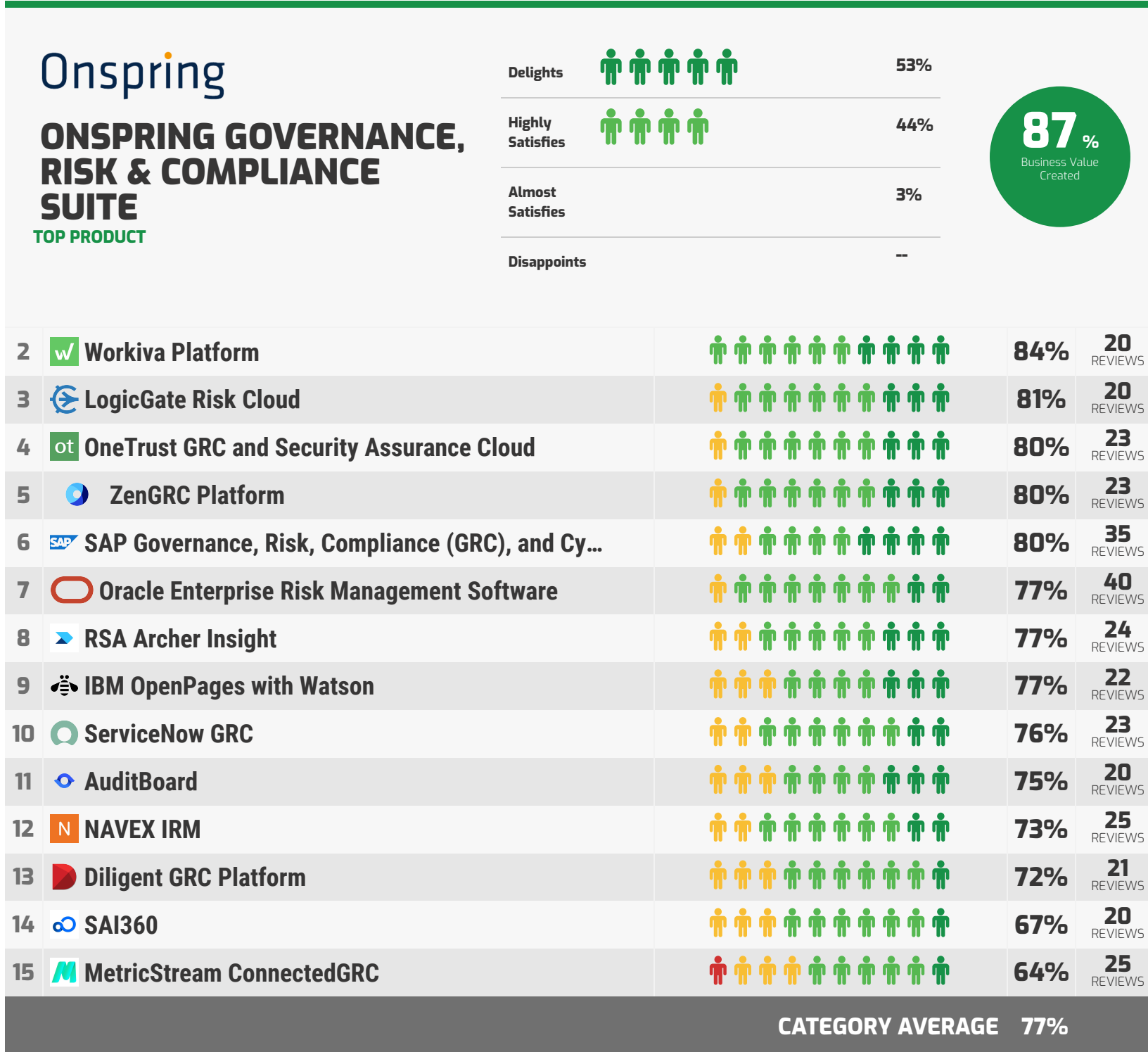
Vendor Support	The importance of vendor support will vary for each organization depending on internal capabilities, but there will always be issues that only the vendor can resolve. Use the data in this section to see which vendors tend to under-serve their product and which will offer quality support.
Ease of Data Integration	The ability to integrate with other systems is increasingly important; without this, manual data loading and extraction can be time-consuming and prone to error. Use this section to see which vendors will cause headaches and which will make data integration easy.
Ease of Administration	Administrative interfaces don't get the same attention as those built for end users, but they shouldn't be clunky or unintuitive. Use the data in this section to determine which vendors make administration easy, so that your IT personnel can resolve issues and perform configurations efficiently and effectively.
Ease of Customization	Out-of-the-box functionality often isn't enough, especially for niche or industry-specific software, and the reason you're buying rather than building is to save time and money in the first place. Don't get bogged down in a difficult customization; use the data in this section to make sure you can easily achieve the functionality you need for your particular situation.
Availability and Quality of Training	Effective and readily available training enables users to get the most out of the software you've chosen. Use this section to make sure your vendor's training programs and materials measure up.
Ease of Implementation	Choosing the right software is only the first step. Successfully implementing the new solution is necessary in order to realize its full value and promote end user adoption. Use the data in this section to determine which software is easy to implement, and which may jeopardize your goals by causing trouble in this stage.

Vendor Capability Satisfaction

This section provides detailed information on user satisfaction for each vendor capability regarding their product offering(s). Use these pages to dig deeper into areas of particular interest or concern.

Business Value Created

The underlying purpose of software is to create value for employees, customers, partners and ultimately shareholders. As a result, it is imperative that any software selection be aligned with the organization's needs and deliver enough business value to justify the cost. The data below highlights the satisfaction level associated with the business value derived from various product offerings. Use this information to identify the software that consistently creates business value for its customers.



PRODUCTS WITH INSUFFICIENT DATA

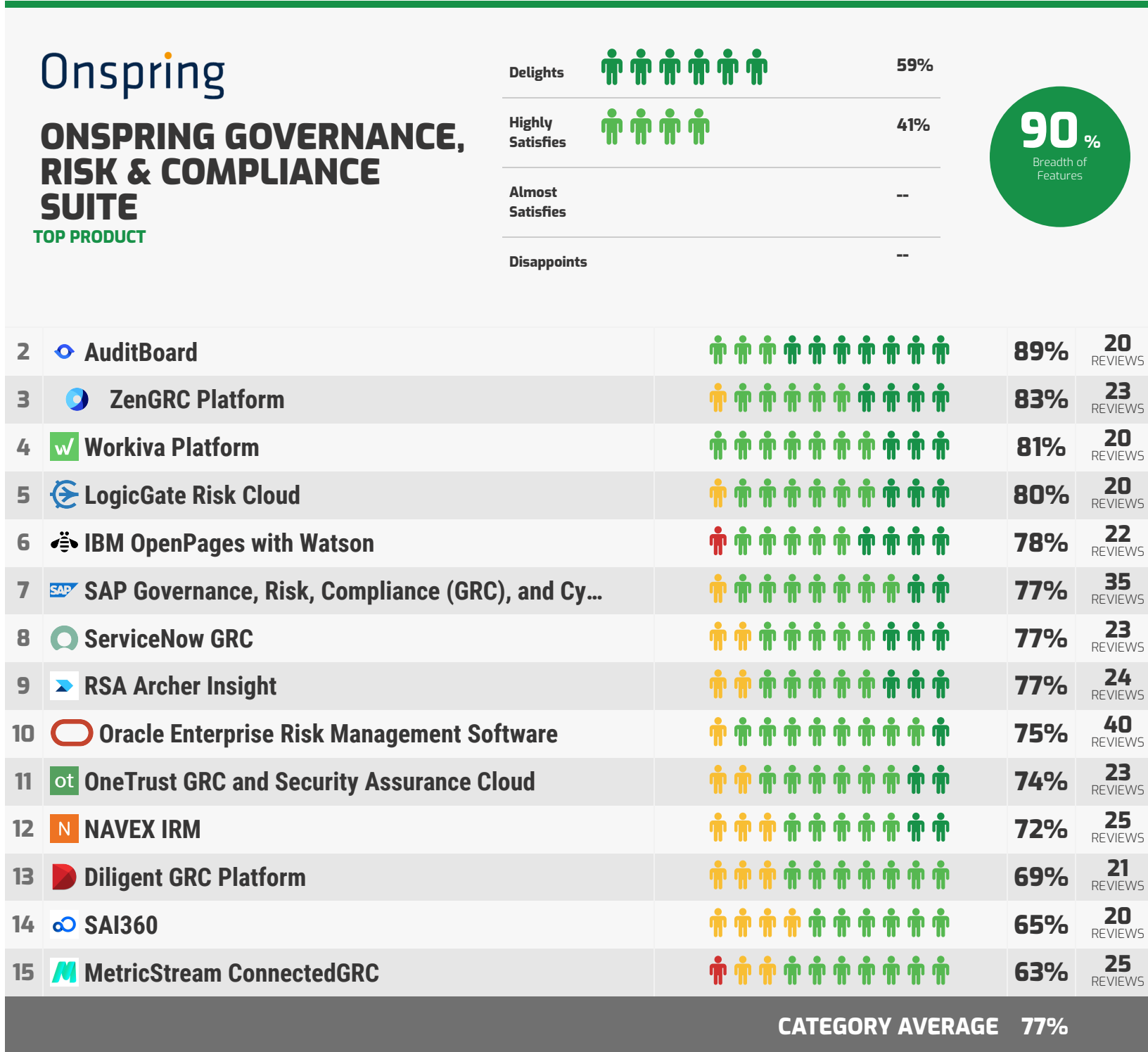
-- 360inControl		83%	19 REVIEWS
-- Smart Global Governance		76%	18 REVIEWS
-- Modulo Risk Manager		81%	12 REVIEWS
-- Camms.Risk		86%	10 REVIEWS
-- LogicManager ERM Software		75%	6 REVIEWS
-- Resolver IRM		75%	5 REVIEWS

Vendor Capability Satisfaction

This section provides detailed information on user satisfaction for each vendor capability regarding their product offering(s). Use these pages to dig deeper into areas of particular interest or concern.

Breadth of Features

Users prefer to work with feature rich software that enables them to perform diverse series of tasks as opposed to one they find restrictive. The data below highlights the satisfaction level associated with the breadth of features from various product offerings. Use this information to identify which software offers valuable comprehensive functionality that extends beyond the basic level.



PRODUCTS WITH INSUFFICIENT DATA

--	360inControl	83%	19 REVIEWS
--	Smart Global Governance	79%	18 REVIEWS
--	Modulo Risk Manager	73%	12 REVIEWS
--	Camms.Risk	81%	10 REVIEWS
--	LogicManager ERM Software	78%	6 REVIEWS
--	Resolver IRM	75%	5 REVIEWS

Vendor Capability Satisfaction

This section provides detailed information on user satisfaction for each vendor capability regarding their product offering(s). Use these pages to dig deeper into areas of particular interest or concern.

Quality of Features

Feature quality is just as important as quantity. Software needs to do what you're purchasing it to do, easily, intuitively, reliably, and effectively. Use the data in this section to gauge whether or not a product follows through on the marketing hype by delivering high quality features.

Onspring		Delights		Highly Satisfies		Almost Satisfies		Disappoints	
		65%		33%		2%		--	
		91%		Quality of Features					

Rank	Vendor	Satisfaction	Reviews
1	Onspring	91%	Quality of Features
2	Workiva Platform	88%	20 REVIEWS
3	AuditBoard	85%	20 REVIEWS
4	ZenGRC Platform	83%	23 REVIEWS
5	SAP Governance, Risk, Compliance (GRC), and Cy...	82%	35 REVIEWS
6	Oracle Enterprise Risk Management Software	82%	40 REVIEWS
7	OneTrust GRC and Security Assurance Cloud	78%	23 REVIEWS
8	LogicGate Risk Cloud	77%	20 REVIEWS
9	ServiceNow GRC	77%	23 REVIEWS
10	IBM OpenPages with Watson	75%	22 REVIEWS
11	RSA Archer Insight	73%	24 REVIEWS
12	SAI360	72%	20 REVIEWS
13	NAVEX IRM	71%	25 REVIEWS
14	Diligent GRC Platform	69%	21 REVIEWS
15	MetricStream ConnectedGRC	64%	25 REVIEWS
		CATEGORY AVERAGE	78%

PRODUCTS WITH INSUFFICIENT DATA

--	360inControl	84%	19 REVIEWS
--	Smart Global Governance	85%	18 REVIEWS
--	Modulo Risk Manager	79%	12 REVIEWS
--	Camms.Risk	78%	10 REVIEWS
--	LogicManager ERM Software	80%	6 REVIEWS
--	Resolver IRM	75%	5 REVIEWS

Vendor Capability Satisfaction

This section provides detailed information on user satisfaction for each vendor capability regarding their product offering(s). Use these pages to dig deeper into areas of particular interest or concern.

Product Strategy and Rate of Improvement

Purchasing software can be a significant commitment, so it's important to know if your vendor is serious about the need for constant improvement and deliberate strategic direction. Vendors who don't stay on top of emerging needs and trends won't enable you to meet your business goals. Use the data in this section to separate innovators from imposters.

Onspring

ONSPRING GOVERNANCE, RISK & COMPLIANCE SUITE
TOP PRODUCT

Delights		55%
Highly Satisfies		41%
Almost Satisfies		4%
Disappoints		--

88 %

Product Strategy and Rate of Improvement

Rank	Vendor	Satisfaction	Reviews
2	OneTrust GRC and Security Assurance Cloud		81% 23 REVIEWS
3	LogicGate Risk Cloud		80% 20 REVIEWS
4	AuditBoard		80% 20 REVIEWS
5	IBM OpenPages with Watson		78% 22 REVIEWS
6	Oracle Enterprise Risk Management Software		78% 40 REVIEWS
7	ZenGRC Platform		77% 23 REVIEWS
8	Workiva Platform		76% 20 REVIEWS
9	SAP Governance, Risk, Compliance (GRC), and Cy...		76% 35 REVIEWS
10	ServiceNow GRC		74% 23 REVIEWS
11	RSA Archer Insight		72% 24 REVIEWS
12	NAVEX IRM		72% 25 REVIEWS
13	MetricStream ConnectedGRC		64% 25 REVIEWS
14	SAI360		64% 20 REVIEWS
15	Diligent GRC Platform		62% 21 REVIEWS

CATEGORY AVERAGE 75%

PRODUCTS WITH INSUFFICIENT DATA

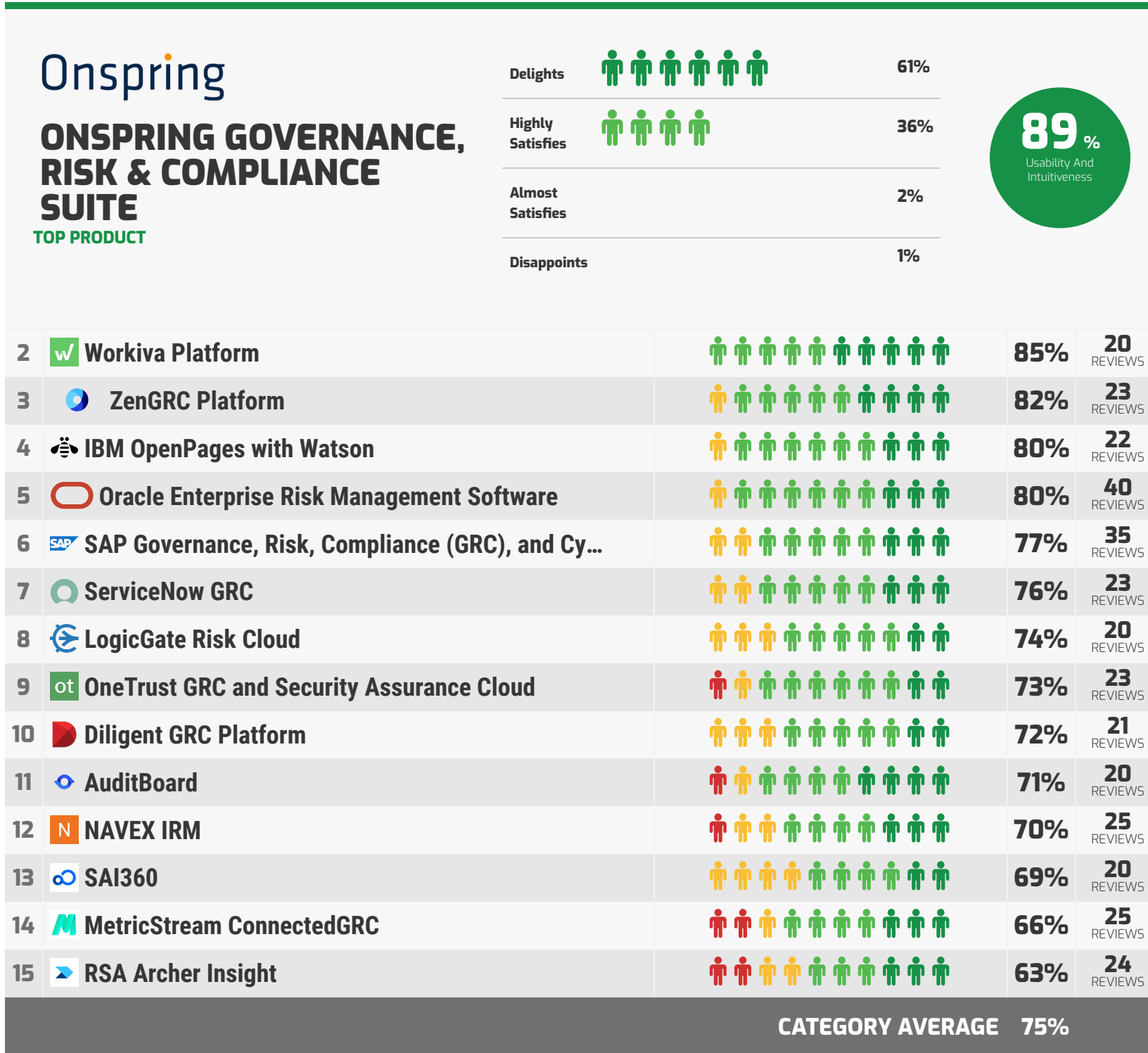
--	360inControl		85%	19 <small>REVIEWS</small>
--	Smart Global Governance		82%	18 <small>REVIEWS</small>
--	Modulo Risk Manager		77%	12 <small>REVIEWS</small>
--	Camms.Risk		86%	10 <small>REVIEWS</small>
--	LogicManager ERM Software		78%	6 <small>REVIEWS</small>
--	Resolver IRM		71%	5 <small>REVIEWS</small>

Vendor Capability Satisfaction

This section provides detailed information on user satisfaction for each vendor capability regarding their product offering(s). Use these pages to dig deeper into areas of particular interest or concern.

Usability And Intuitiveness

End user learning curves cost the organization money. Pay attention to your end users' technical ability to determine how important UX is in your purchase.



PRODUCTS WITH INSUFFICIENT DATA

--	360inControl	77%	19 REVIEWS
--	Smart Global Governance	72%	18 REVIEWS
--	Modulo Risk Manager	79%	12 REVIEWS
--	Camms.Risk	86%	10 REVIEWS
--	LogicManager ERM Software	81%	6 REVIEWS
--	Resolver IRM	83%	5 REVIEWS

Vendor Capability Satisfaction

This section provides detailed information on user satisfaction for each vendor capability regarding their product offering(s). Use these pages to dig deeper into areas of particular interest or concern.

Vendor Support

The importance of vendor support will vary for each organization depending on internal capabilities, but there will always be issues that only the vendor can resolve. Use the data in this section to see which vendors tend to under-serve their product and which will offer quality support.

ONSPRING GOVERNANCE, RISK & COMPLIANCE SUITE
TOP PRODUCT

Delights		82%
Highly Satisfies		14%
Almost Satisfies		4%
Disappoints		--

94%
Vendor Support

PRODUCTS WITH INSUFFICIENT DATA

--		360inControl		88%	19 REVIEWS
--		Smart Global Governance		86%	18 REVIEWS
--		Modulo Risk Manager		83%	12 REVIEWS
--		Camms.Risk		81%	10 REVIEWS
--		LogicManager ERM Software		90%	6 REVIEWS
--		Resolver IRM		75%	5 REVIEWS

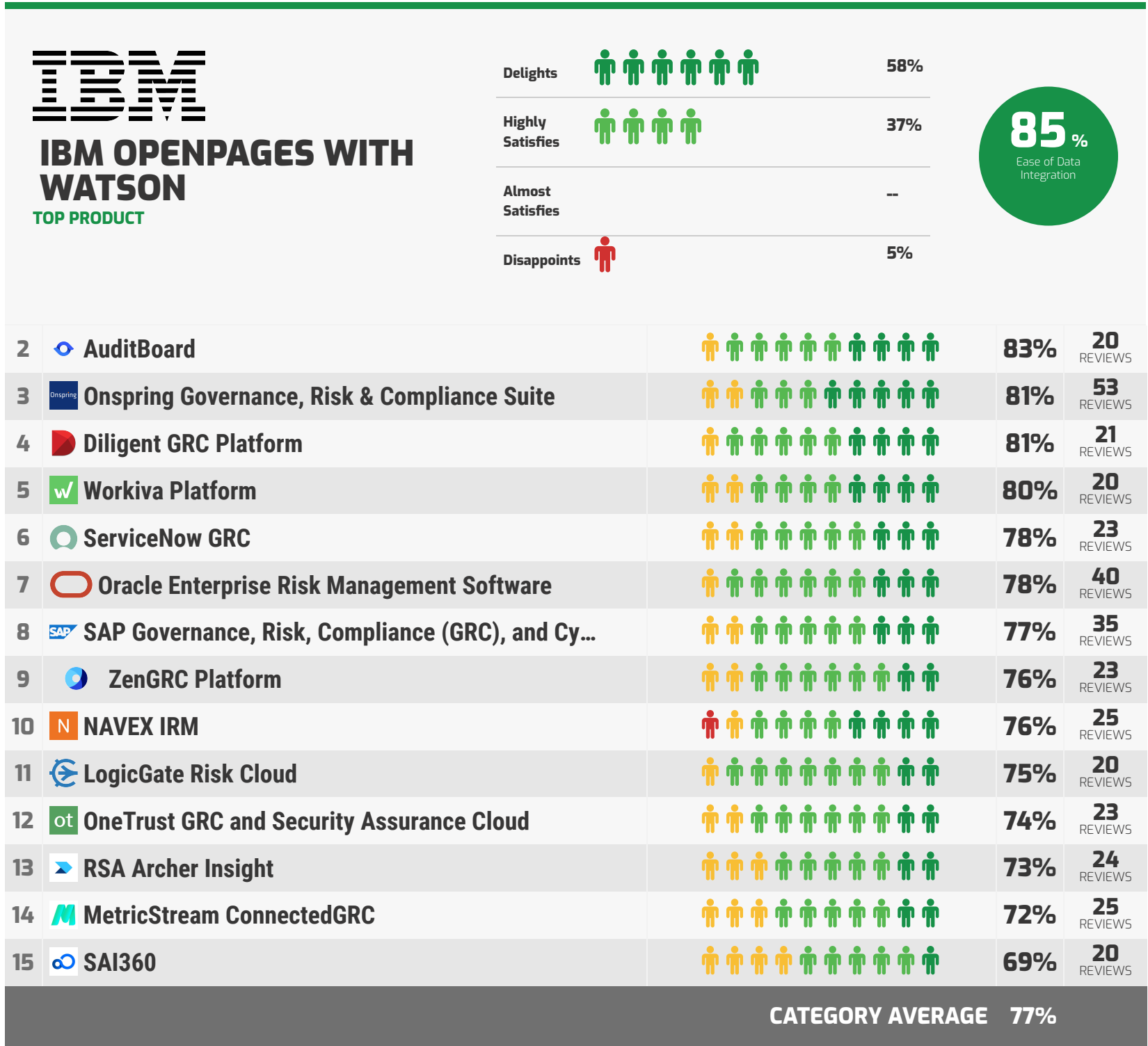
2		Workiva Platform		86%	20 REVIEWS
3		LogicGate Risk Cloud		81%	20 REVIEWS
4		SAP Governance, Risk, Compliance (GRC), and Cy...		81%	35 REVIEWS
5		ZenGRC Platform		81%	23 REVIEWS
6		AuditBoard		80%	20 REVIEWS
7		IBM OpenPages with Watson		79%	22 REVIEWS
8		ServiceNow GRC		76%	23 REVIEWS
9		OneTrust GRC and Security Assurance Cloud		75%	23 REVIEWS
10		Oracle Enterprise Risk Management Software		75%	40 REVIEWS
11		Diligent GRC Platform		70%	21 REVIEWS
12		NAVEX IRM		70%	25 REVIEWS
13		RSA Archer Insight		67%	24 REVIEWS
14		SAI360		66%	20 REVIEWS
15		MetricStream ConnectedGRC		60%	25 REVIEWS
CATEGORY AVERAGE				76%	

Vendor Capability Satisfaction

This section provides detailed information on user satisfaction for each vendor capability regarding their product offering(s). Use these pages to dig deeper into areas of particular interest or concern.

Ease of Data Integration

The ability to integrate with other systems is increasingly important; without this, manual data loading and extraction can be time-consuming and prone to error. Use this section to see which vendors will cause headaches and which will make data integration easy.



PRODUCTS WITH INSUFFICIENT DATA

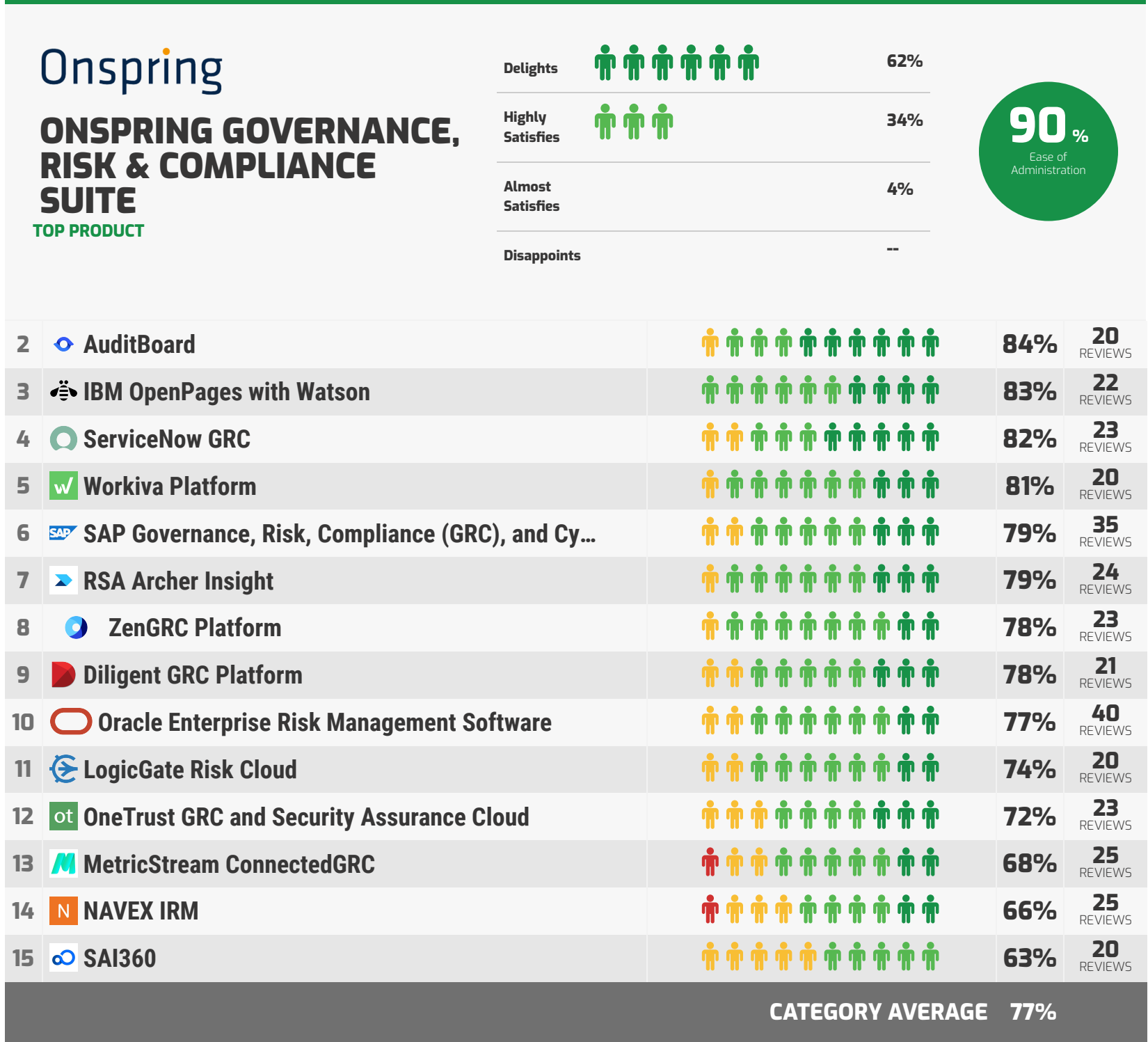
—	360inControl		88%	19 REVIEWS
—	Smart Global Governance		78%	18 REVIEWS
—	Modulo Risk Manager		75%	12 REVIEWS
—	Camms.Risk		79%	10 REVIEWS
—	LogicManager ERM Software		83%	6 REVIEWS
—	Resolver IRM		75%	5 REVIEWS

Vendor Capability Satisfaction

This section provides detailed information on user satisfaction for each vendor capability regarding their product offering(s). Use these pages to dig deeper into areas of particular interest or concern.

Ease of Administration

Administrative interfaces don't get the same attention as those built for end users, but they shouldn't be clunky or unintuitive. Use the data in this section to determine which vendors make administration easy, so that your IT personnel can resolve issues and perform configurations efficiently and effectively.



PRODUCTS WITH INSUFFICIENT DATA

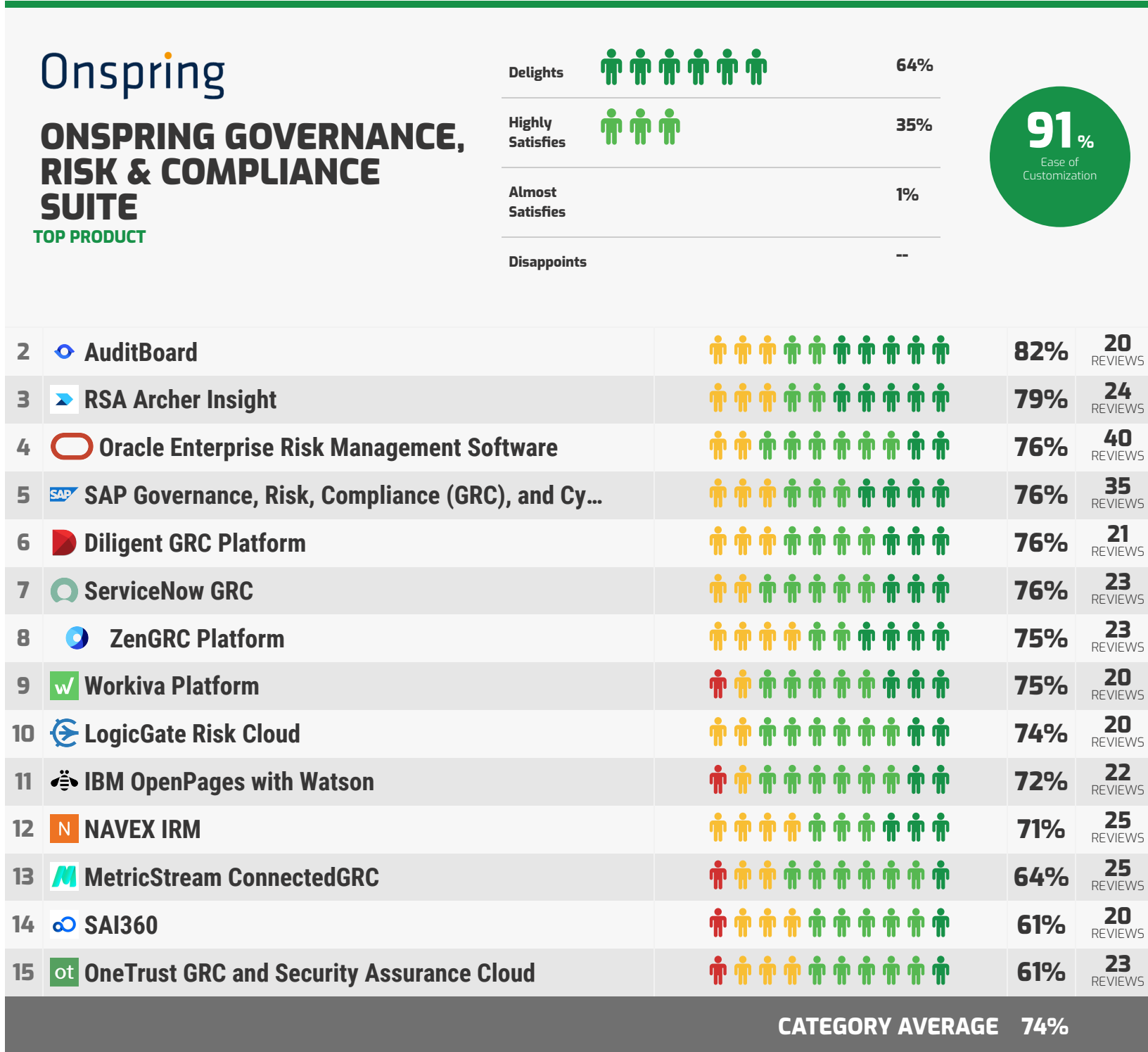
--	360inControl		90%	19 REVIEWS
--	Smart Global Governance		80%	18 REVIEWS
--	Modulo Risk Manager		83%	12 REVIEWS
--	Camms.Risk		75%	10 REVIEWS
--	LogicManager ERM Software		95%	6 REVIEWS
--	Resolver IRM		86%	5 REVIEWS

Vendor Capability Satisfaction

This section provides detailed information on user satisfaction for each vendor capability regarding their product offering(s). Use these pages to dig deeper into areas of particular interest or concern.

Ease of Customization

Out-of-the-box functionality often isn't enough, especially for niche or industry-specific software, and the reason you're buying rather than building is to save time and money in the first place. Don't get bogged down in a difficult customization; use the data in this section to make sure you can easily achieve the functionality you need for your particular situation.



PRODUCTS WITH INSUFFICIENT DATA

--	360inControl	82%	19 REVIEWS
--	Smart Global Governance	78%	18 REVIEWS
--	Modulo Risk Manager	69%	12 REVIEWS
--	Camms.Risk	81%	10 REVIEWS
--	LogicManager ERM Software	65%	6 REVIEWS
--	Resolver IRM	83%	5 REVIEWS

Vendor Capability Satisfaction

This section provides detailed information on user satisfaction for each vendor capability regarding their product offering(s). Use these pages to dig deeper into areas of particular interest or concern.

Availability and Quality of Training

Effective and readily available training enables users to get the most out of the software you've chosen. Use this section to make sure your vendor's training programs and materials measure up.

Onspring		Delights		64%	
ONSPRING GOVERNANCE, RISK & COMPLIANCE SUITE		Highly Satisfies		34%	
TOP PRODUCT		Almost Satisfies		2%	
		Disappoints		--	

Rank	Vendor	Satisfaction	Reviews
2	Workiva Platform		20 REVIEWS
3	IBM OpenPages with Watson		22 REVIEWS
4	OneTrust GRC and Security Assurance Cloud		23 REVIEWS
5	ZenGRC Platform		23 REVIEWS
6	ServiceNow GRC		23 REVIEWS
7	SAP Governance, Risk, Compliance (GRC), and Cy...		35 REVIEWS
8	LogicGate Risk Cloud		20 REVIEWS
9	AuditBoard		20 REVIEWS
10	Oracle Enterprise Risk Management Software		40 REVIEWS
11	MetricStream ConnectedGRC		25 REVIEWS
12	NAVEX IRM		25 REVIEWS
13	SAI360		20 REVIEWS
14	Diligent GRC Platform		21 REVIEWS
15	RSA Archer Insight		24 REVIEWS
CATEGORY AVERAGE		76%	

PRODUCTS WITH INSUFFICIENT DATA

--	360inControl		19 REVIEWS
--	Smart Global Governance		18 REVIEWS
--	Modulo Risk Manager		12 REVIEWS
--	Camms.Risk		10 REVIEWS
--	LogicManager ERM Software		6 REVIEWS
--	Resolver IRM		5 REVIEWS

Vendor Capability Satisfaction

This section provides detailed information on user satisfaction for each vendor capability regarding their product offering(s). Use these pages to dig deeper into areas of particular interest or concern.

Ease of Implementation

Choosing the right software is only the first step. Successfully implementing the new solution is necessary in order to realize its full value and promote end user adoption. Use the data in this section to determine which software is easy to implement, and which may jeopardize your goals by causing trouble in this stage.

Onspring		Delights		69%	
ONSPRING GOVERNANCE, RISK & COMPLIANCE SUITE		Highly Satisfies		23%	
TOP PRODUCT		Almost Satisfies		8%	
		Disappoints		--	

2	IBM OpenPages with Watson		86%	22 REVIEWS
3	Workiva Platform		85%	20 REVIEWS
4	ZenGRC Platform		81%	23 REVIEWS
5	AuditBoard		81%	20 REVIEWS
6	SAP Governance, Risk, Compliance (GRC), and Cy...		79%	35 REVIEWS
7	ServiceNow GRC		79%	23 REVIEWS
8	LogicGate Risk Cloud		78%	20 REVIEWS
9	Diligent GRC Platform		78%	21 REVIEWS
10	Oracle Enterprise Risk Management Software		77%	40 REVIEWS
11	RSA Archer Insight		77%	24 REVIEWS
12	OneTrust GRC and Security Assurance Cloud		76%	23 REVIEWS
13	NAVEX IRM		73%	25 REVIEWS
14	MetricStream ConnectedGRC		66%	25 REVIEWS
15	SAI360		65%	20 REVIEWS

CATEGORY AVERAGE 78%

PRODUCTS WITH INSUFFICIENT DATA

--	360inControl		90%	19 REVIEWS
--	Smart Global Governance		87%	18 REVIEWS
--	Modulo Risk Manager		81%	12 REVIEWS
--	Camms.Risk		76%	10 REVIEWS
--	LogicManager ERM Software		79%	6 REVIEWS
--	Resolver IRM		83%	5 REVIEWS

Product Feature Summary

MANDATORY FEATURES

This page summarizes user satisfaction with a variety of product features. While strong and consistent performance across the board is desirable, you may be willing to tolerate low scores on features that don't impact your primary use case or core objectives. Use this high-level data to help plan and structure your product evaluation.

PRODUCT	OVERALL FEATURE SATISFACTION	ENTERPRISE RISK MANAGEMENT	INCIDENT MANAGEMENT AND REMEDIATION	POLICY MANAGEMENT	REGULATORY COMPLIANCE AND AUDIT	VENDOR MANAGEMENT	
Onspring Governance, Risk & Compliance Suite	91%	93%	89%	88%	93%	91%	
ZenGRC Platform	82%	84%	78%	81%	86%	85%	
Workiva Platform	80%	77%	81%	75%	88%	77%	
SAP Governance, Risk, Compliance (GRC), and Cybersecurity	79%	81%	78%	79%	77%	81%	
Oracle Enterprise Risk Management Software	79%	79%	75%	79%	82%	78%	
RSA Archer Insight	78%	79%	80%	75%	76%	79%	
ServiceNow GRC	77%	78%	79%	79%	78%	72%	
AuditBoard	77%	78%	78%	81%	84%	66%	
OneTrust GRC and Security Assurance Cloud	77%	81%	74%	79%	77%	73%	
IBM OpenPages with Watson	76%	78%	79%	81%	71%	73%	
CATEGORY AVERAGE	77%	78%	76%	77%	79%	75%	

Product Feature Summary

MANDATORY FEATURES

This page summarizes user satisfaction with a variety of product features. While strong and consistent performance across the board is desirable, you may be willing to tolerate low scores on features that don't impact your primary use case or core objectives. Use this high-level data to help plan and structure your product evaluation.

PRODUCT	OVERALL FEATURE SATISFACTION	ENTERPRISE RISK MANAGEMENT	INCIDENT MANAGEMENT AND REMEDIATION	POLICY MANAGEMENT	REGULATORY COMPLIANCE AND AUDIT	VENDOR MANAGEMENT
LogicGate Risk Cloud	74%	74%	75%	70%	76%	75%
NAVEX IRM	73%	75%	72%	75%	75%	68%
MetricStream ConnectedGRC	73%	73%	73%	69%	78%	72%
SAI360	71%	74%	61%	76%	70%	73%
Diligent GRC Platform	68%	66%	71%	62%	74%	65%
CATEGORY AVERAGE	77%	78%	76%	77%	79%	75%

PRODUCTS WITH INSUFFICIENT DATA	OVERALL FEATURE SATISFACTION	ENTERPRISE RISK MANAGEMENT	INCIDENT MANAGEMENT AND REMEDIATION	POLICY MANAGEMENT	REGULATORY COMPLIANCE AND AUDIT	VENDOR MANAGEMENT
360inControl	85%	89%	84%	79%	88%	83%
Smart Global Governance	77%	77%	78%	75%	78%	76%
Modulo Risk Manager	81%	85%	83%	80%	82%	77%
Camms.Risk	80%	86%	80%	77%	76%	79%
LogicManager ERM Software	78%	85%	78%	73%	78%	76%

Product Feature Summary

MANDATORY FEATURES

This page summarizes user satisfaction with a variety of product features. While strong and consistent performance across the board is desirable, you may be willing to tolerate low scores on features that don't impact your primary use case or core objectives. Use this high-level data to help plan and structure your product evaluation.

PRODUCT	OVERALL FEATURE SATISFACTION	ENTERPRISE RISK MANAGEMENT	INCIDENT MANAGEMENT AND REMEDIATION	POLICY MANAGEMENT	REGULATORY COMPLIANCE AND AUDIT	VENDOR MANAGEMENT	
CATEGORY AVERAGE	77%	78%	76%	77%	79%	75%	
PRODUCTS WITH INSUFFICIENT DATA							
Resolver IRM	74%	77%	78%	79%	55%	79%	

Product Feature Summary

STANDARD FEATURES

This page summarizes user satisfaction with a variety of product features. While strong and consistent performance across the board is desirable, you may be willing to tolerate low scores on features that don't impact your primary use case or core objectives. Use this high-level data to help plan and structure your product evaluation.

PRODUCT	OVERALL FEATURE SATISFACTION	ASSET MANAGEMENT	REPORTING AND DASHBOARDS	THREAT AND VULNERABILITY	WORKFLOW MANAGEMENT
Onspring Governance, Risk & Compliance Suite	91%	87%	91%	92%	85%
ZenGRC Platform	82%	85%	78%	93%	80%
Workiva Platform	80%	75%	84%	80%	89%
SAP Governance, Risk, Compliance (GRC), and Cybersecurity	79%	83%	89%	89%	84%
Oracle Enterprise Risk Management Software	79%	78%	88%	88%	79%
RSA Archer Insight	78%	80%	81%	66%	78%
ServiceNow GRC	77%	81%	80%	87%	82%
AuditBoard	77%	73%	76%	84%	83%
OneTrust GRC and Security Assurance Cloud	77%	78%	70%	77%	78%
IBM OpenPages with Watson	76%	78%	88%	88%	79%
CATEGORY AVERAGE	77%	76%	80%	81%	80%

Product Feature Summary

STANDARD FEATURES

This page summarizes user satisfaction with a variety of product features. While strong and consistent performance across the board is desirable, you may be willing to tolerate low scores on features that don't impact your primary use case or core objectives. Use this high-level data to help plan and structure your product evaluation.

PRODUCT	OVERALL FEATURE SATISFACTION	ASSET MANAGEMENT	REPORTING AND DASHBOARDS	THREAT AND VULNERABILITY	WORKFLOW MANAGEMENT
LogicGate Risk Cloud	74%	76%	88%	75%	83%
NAVEX IRM	73%	77%	69%	72%	76%
MetricStream ConnectedGRC	73%	70%	78%	68%	72%
SAI360	71%	59%	75%	81%	73%
Diligent GRC Platform	68%	63%	71%	70%	78%
CATEGORY AVERAGE	77%	76%	80%	81%	80%

PRODUCTS WITH INSUFFICIENT DATA	OVERALL FEATURE SATISFACTION	ASSET MANAGEMENT	REPORTING AND DASHBOARDS	THREAT AND VULNERABILITY	WORKFLOW MANAGEMENT
360inControl	85%	78%	84%	90%	86%
Smart Global Governance	77%	79%	85%	80%	80%
Modulo Risk Manager	81%	78%	81%	81%	81%
Camms.Risk	80%	84%	84%	84%	74%
LogicManager ERM Software	78%	--	68%	75%	--

Product Feature Summary

STANDARD FEATURES

This page summarizes user satisfaction with a variety of product features. While strong and consistent performance across the board is desirable, you may be willing to tolerate low scores on features that don't impact your primary use case or core objectives. Use this high-level data to help plan and structure your product evaluation.

PRODUCT	OVERALL FEATURE SATISFACTION	ASSET MANAGEMENT	REPORTING AND DASHBOARDS	THREAT AND VULNERABILITY	WORKFLOW MANAGEMENT	
CATEGORY AVERAGE	77%	76%	80%	81%	80%	
PRODUCTS WITH INSUFFICIENT DATA						
Resolver IRM	74%	79%	81%	75%	78%	

Product Feature Satisfaction

This section provides detailed information on user satisfaction for each product feature. Use these pages to dig deeper into areas of particular interest or concern.

Product Features

This table lists and describes all the features that are evaluated in the Governance, Risk and Compliance software category. For your convenience, these descriptions are repeated under the feature subheadings in the subsequent pages.

Mandatory Features

Enterprise Risk Management

Solution manages risks through documentation, monitoring, analysis, and reporting. Tracking and communication of risk metrics is supported.

Incident Management and Remediation

Detection and incident management with preset and customizable remediation capabilities, integration into workflow systems, and optional automatic remediation.

Standard Features

Asset Management

Solution centralizes an inventory of all corporate assets and integrates with a risk assessment of assets.

Reporting and Dashboards

Customizable and standard reporting aligned with operational, compliance, and audit requirements. Dashboard information that is role based and customizable.

Differentiating Features

Policy Management

Solution centralizes policies, standards, and procedures mapped to regulations or best-practices (PCI-DSS, ISO/IEC, HIPAA, etc.) with built-in templates.

Regulatory Compliance and Audit

Ability to adhere to laws, regulations, guidelines, and specifications relevant to the business. Ability to store documents and trails for audit access.

Vendor Management

Consolidates all vendor information, tracks performance with metrics and KPIs, and evaluates risk with respect to sustainability, compliance, strategy, etc.

Threat and Vulnerability

The collection and correlation of threat and vulnerability information from internal and external knowledge sources and tools to assess vulnerability

Workflow Management

Includes ability to support flexible and comprehensive workflow-based capabilities.

Data Analytics / BI / AI

Integration of capability to mine data from incoming sources (SIEM, logs, vulnerability tools, threat databases, etc) in real-time and apply rules.

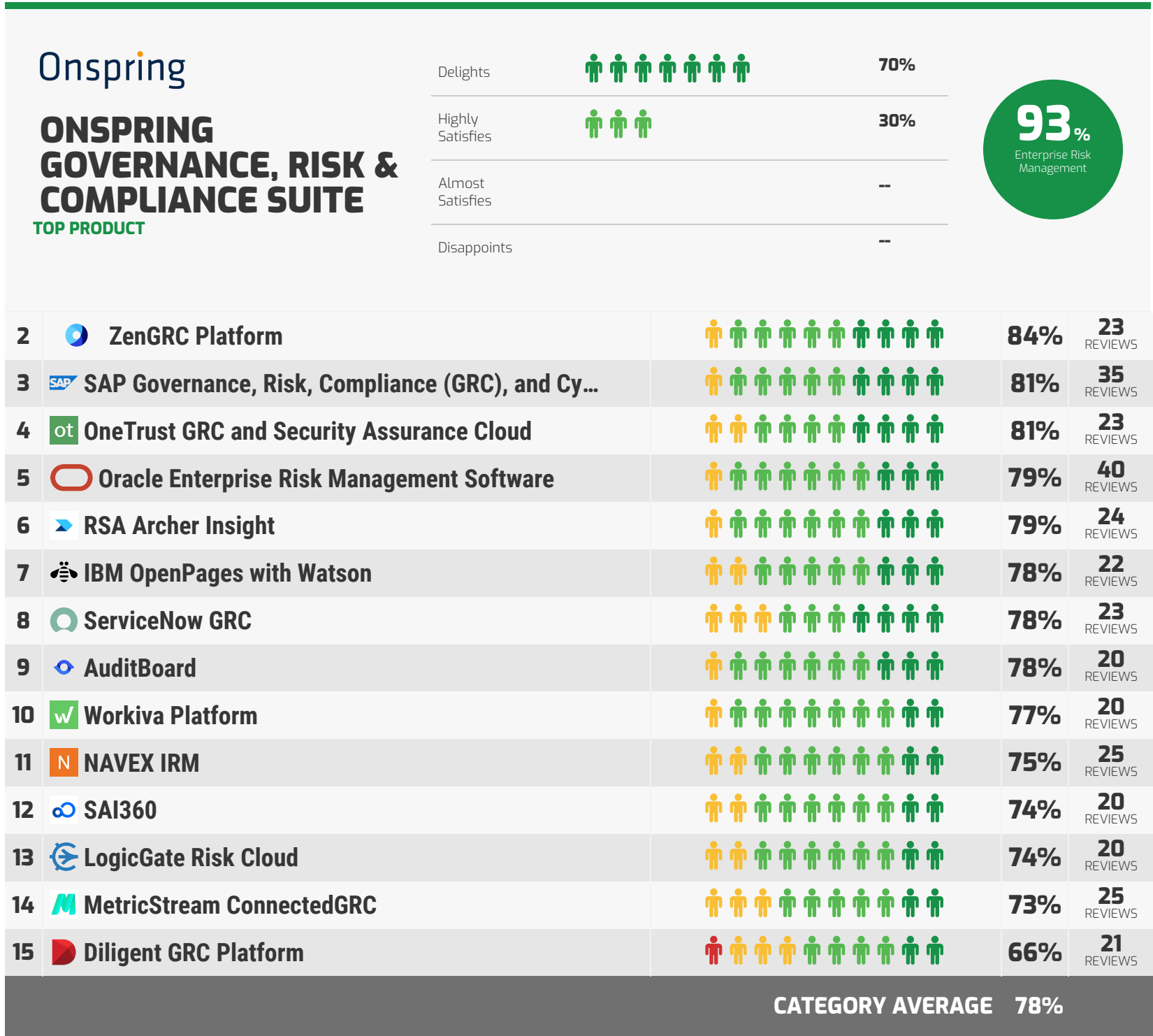
Product Feature Satisfaction

This section provides detailed information on user satisfaction for each product feature. Use these pages to dig deeper into areas of particular interest or concern.

Enterprise Risk Management

Mandatory Feature

Solution manages risks through documentation, monitoring, analysis, and reporting. Tracking and communication of risk metrics is supported.



PRODUCTS WITH INSUFFICIENT DATA

--	360inControl		89%	19 <small>REVIEWS</small>
--	Smart Global Governance		77%	18 <small>REVIEWS</small>
--	Modulo Risk Manager		85%	12 <small>REVIEWS</small>
--	Camms.Risk		86%	10 <small>REVIEWS</small>
--	LogicManager ERM Software		85%	6 <small>REVIEWS</small>
--	Resolver IRM		77%	5 <small>REVIEWS</small>

Product Feature Satisfaction

This section provides detailed information on user satisfaction for each product feature. Use these pages to dig deeper into areas of particular interest or concern.

Incident Management and Remediation

Mandatory Feature

Detection and incident management with preset and customizable remediation capabilities, integration into workflow systems, and optional automatic remediation.

Onspring		Delights		89% Incident Management and Remediation	
ONSPRING GOVERNANCE, RISK & COMPLIANCE SUITE TOP PRODUCT		58%	6/6	39%	4/4
		2%	1/5	--	0/0
		--	0/0	--	0/0

Rank	Product	Satisfaction	Reviews
2	Workiva Platform	81%	20
3	RSA Archer Insight	80%	24
4	IBM OpenPages with Watson	79%	22
5	ServiceNow GRC	79%	23
6	SAP Governance, Risk, Compliance (GRC), and Cy...	78%	35
7	ZenGRC Platform	78%	23
8	AuditBoard	78%	20
9	Oracle Enterprise Risk Management Software	75%	40
10	LogicGate Risk Cloud	75%	20
11	OneTrust GRC and Security Assurance Cloud	74%	23
12	MetricStream ConnectedGRC	73%	25
13	NAVEX IRM	72%	25
14	Diligent GRC Platform	71%	21
15	SAI360	61%	20

CATEGORY AVERAGE 76%

PRODUCTS WITH INSUFFICIENT DATA

--	360inControl	84%	19
--	Smart Global Governance	78%	18
--	Modulo Risk Manager	83%	12
--	Camms.Risk	80%	10
--	LogicManager ERM Software	78%	6
--	Resolver IRM	78%	5

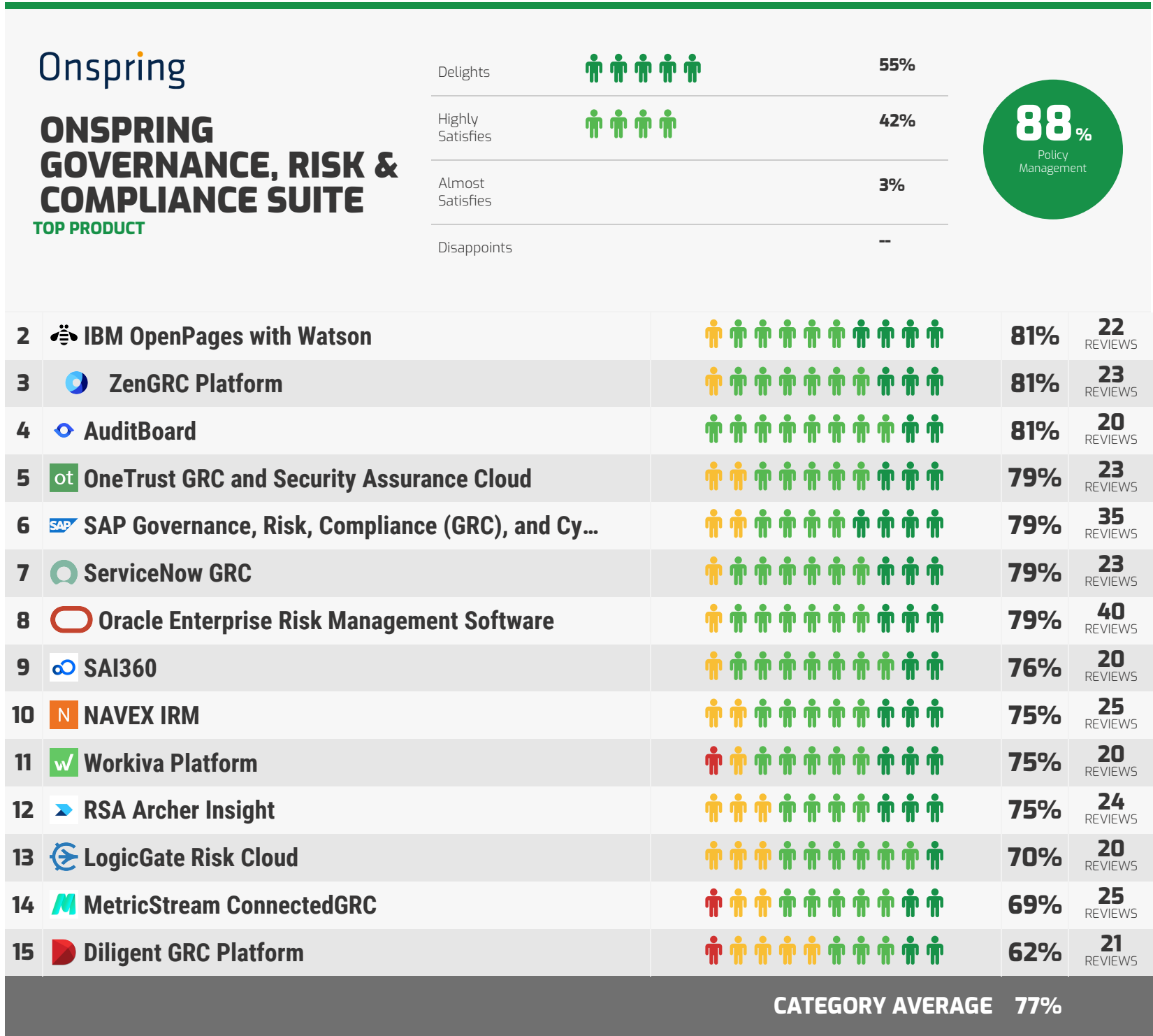
Product Feature Satisfaction

This section provides detailed information on user satisfaction for each product feature. Use these pages to dig deeper into areas of particular interest or concern.

Policy Management

Mandatory Feature

Solution centralizes policies, standards, and procedures mapped to regulations or best-practices (PCI-DSS, ISO/IEC, HIPAA, etc.) with built-in templates.



PRODUCTS WITH INSUFFICIENT DATA

--	360inControl		79%	19 <small>REVIEWS</small>
--	Smart Global Governance		75%	18 <small>REVIEWS</small>
--	Modulo Risk Manager		80%	12 <small>REVIEWS</small>
--	Camms.Risk		77%	10 <small>REVIEWS</small>
--	LogicManager ERM Software		73%	6 <small>REVIEWS</small>
--	Resolver IRM		79%	5 <small>REVIEWS</small>

Product Feature Satisfaction

This section provides detailed information on user satisfaction for each product feature. Use these pages to dig deeper into areas of particular interest or concern.

Regulatory Compliance and Audit

Mandatory Feature

Ability to adhere to laws, regulations, guidelines, and specifications relevant to the business. Ability to store documents and trails for audit access.

Onspring		Delights		71%	
ONSPRING GOVERNANCE, RISK & COMPLIANCE SUITE TOP PRODUCT		Highly Satisfies		29%	
		Almost Satisfies		--	
		Disappoints		--	
				93% Regulatory Compliance and Audit	

Rank	Product	Satisfaction	Reviews
2	Workiva Platform	88%	20
3	ZenGRC Platform	86%	23
4	AuditBoard	84%	20
5	Oracle Enterprise Risk Management Software	82%	40
6	ServiceNow GRC	78%	23
7	MetricStream ConnectedGRC	78%	25
8	OneTrust GRC and Security Assurance Cloud	77%	23
9	SAP Governance, Risk, Compliance (GRC), and Cy...	77%	35
10	LogicGate Risk Cloud	76%	20
11	RSA Archer Insight	76%	24
12	NAVEX IRM	75%	25
13	Diligent GRC Platform	74%	21
14	IBM OpenPages with Watson	71%	22
15	SAI360	70%	20
CATEGORY AVERAGE		79%	

PRODUCTS WITH INSUFFICIENT DATA

--	360inControl	88%	19
--	Smart Global Governance	78%	18
--	Modulo Risk Manager	82%	12
--	Camms.Risk	76%	10
--	LogicManager ERM Software	78%	6
--	Resolver IRM	55%	5

Product Feature Satisfaction

This section provides detailed information on user satisfaction for each product feature. Use these pages to dig deeper into areas of particular interest or concern.

Vendor Management

Mandatory Feature

Consolidates all vendor information, tracks performance with metrics and KPIs, and evaluates risk with respect to sustainability, compliance, strategy, etc.

ONSPRING GOVERNANCE, RISK & COMPLIANCE SUITE
TOP PRODUCT

Delights		67%
Highly Satisfies		29%
Almost Satisfies		4%
Disappoints		--

91%
Vendor Management

Rank	Product	Satisfaction	Reviews
2	ZenGRC Platform		85% 23 REVIEWS
3	SAP Governance, Risk, Compliance (GRC), and Cy...		81% 35 REVIEWS
4	RSA Archer Insight		79% 24 REVIEWS
5	Oracle Enterprise Risk Management Software		78% 40 REVIEWS
6	Workiva Platform		77% 20 REVIEWS
7	LogicGate Risk Cloud		75% 20 REVIEWS
8	OneTrust GRC and Security Assurance Cloud		73% 23 REVIEWS
9	SAI360		73% 20 REVIEWS
10	IBM OpenPages with Watson		73% 22 REVIEWS
11	ServiceNow GRC		72% 23 REVIEWS
12	MetricStream ConnectedGRC		72% 25 REVIEWS
13	NAVEX IRM		68% 25 REVIEWS
14	AuditBoard		66% 20 REVIEWS
15	Diligent GRC Platform		65% 21 REVIEWS
CATEGORY AVERAGE		75%	

PRODUCTS WITH INSUFFICIENT DATA

--	360inControl		83%	19 REVIEWS
--	Smart Global Governance		76%	18 REVIEWS
--	Modulo Risk Manager		77%	12 REVIEWS
--	Camms.Risk		79%	10 REVIEWS
--	LogicManager ERM Software		76%	6 REVIEWS
--	Resolver IRM		79%	5 REVIEWS

Product Feature Satisfaction

This section provides detailed information on user satisfaction for each product feature. Use these pages to dig deeper into areas of particular interest or concern.

Asset Management

Standard Feature

Solution centralizes an inventory of all corporate assets and integrates with a risk assessment of assets.

Onspring
ONSPRING GOVERNANCE, RISK & COMPLIANCE SUITE
 TOP PRODUCT

Delights		57%
Highly Satisfies		35%
Almost Satisfies		8%
Disappoints	--	--



PRODUCTS WITH INSUFFICIENT DATA

--		360inControl		78%	19 REVIEWS
--		Smart Global Governance		79%	18 REVIEWS
--		Modulo Risk Manager		78%	12 REVIEWS
--		Camms.Risk		84%	10 REVIEWS
--		Resolver IRM		79%	5 REVIEWS

2		ZenGRC Platform		85%	23 REVIEWS
3		SAP Governance, Risk, Compliance (GRC), and Cy...		83%	35 REVIEWS
4		ServiceNow GRC		81%	23 REVIEWS
5		RSA Archer Insight		80%	24 REVIEWS
6		IBM OpenPages with Watson		78%	22 REVIEWS
7		OneTrust GRC and Security Assurance Cloud		78%	23 REVIEWS
8		Oracle Enterprise Risk Management Software		78%	40 REVIEWS
9		NAVEX IRM		77%	25 REVIEWS
10		LogicGate Risk Cloud		76%	20 REVIEWS
11		Workiva Platform		75%	20 REVIEWS
12		AuditBoard		73%	20 REVIEWS
13		MetricStream ConnectedGRC		70%	25 REVIEWS
14		Diligent GRC Platform		63%	21 REVIEWS
15		SAI360		59%	20 REVIEWS
CATEGORY AVERAGE				76%	

Product Feature Satisfaction

This section provides detailed information on user satisfaction for each product feature. Use these pages to dig deeper into areas of particular interest or concern.

Reporting and Dashboards

Standard Feature

Customizable and standard reporting aligned with operational, compliance, and audit requirements. Dashboard information that is role based and customizable.

Onspring		Reporting and Dashboards	
ONSPRING GOVERNANCE, RISK & COMPLIANCE SUITE TOP PRODUCT		Delights 69%	<div style="border: 2px solid green; border-radius: 50%; width: 60px; height: 60px; display: flex; align-items: center; justify-content: center;"> 91% <small>Reporting and Dashboards</small> </div>
		Highly Satisfies 28%	
		Almost Satisfies 4%	
		Disappoints --	
Rank	Product	Satisfaction	Reviews
2	SAP Governance, Risk, Compliance (GRC), and Cy...	89%	35 REVIEWS
3	IBM OpenPages with Watson	88%	22 REVIEWS
4	Oracle Enterprise Risk Management Software	88%	40 REVIEWS
5	LogicGate Risk Cloud	88%	20 REVIEWS
6	Workiva Platform	84%	20 REVIEWS
7	RSA Archer Insight	81%	24 REVIEWS
8	ServiceNow GRC	80%	23 REVIEWS
9	MetricStream ConnectedGRC	78%	25 REVIEWS
10	ZenGRC Platform	78%	23 REVIEWS
11	AuditBoard	76%	20 REVIEWS
12	SAI360	75%	20 REVIEWS
13	Diligent GRC Platform	71%	21 REVIEWS
14	OneTrust GRC and Security Assurance Cloud	70%	23 REVIEWS
15	NAVEX IRM	69%	25 REVIEWS
CATEGORY AVERAGE		80%	

PRODUCTS WITH INSUFFICIENT DATA

--	360inControl	84%	19 REVIEWS
--	Smart Global Governance	85%	18 REVIEWS
--	Modulo Risk Manager	81%	12 REVIEWS
--	Camms.Risk	84%	10 REVIEWS
--	LogicManager ERM Software	68%	6 REVIEWS
--	Resolver IRM	81%	5 REVIEWS

Product Feature Satisfaction

This section provides detailed information on user satisfaction for each product feature. Use these pages to dig deeper into areas of particular interest or concern.

Threat and Vulnerability

Standard Feature

The collection and correlation of threat and vulnerability information from internal and external knowledge sources and tools to assess vulnerability

 ZENGR PLATFORM TOP PRODUCT		Delights 72%	
		Highly Satisfies 28%	
		Almost Satisfies --	
		Disappoints --	
2	Onspring Governance, Risk & Compliance Suite		92% 53 REVIEWS
3	SAP Governance, Risk, Compliance (GRC), and Cy...		89% 35 REVIEWS
4	IBM OpenPages with Watson		88% 22 REVIEWS
5	Oracle Enterprise Risk Management Software		88% 40 REVIEWS
6	ServiceNow GRC		87% 23 REVIEWS
7	AuditBoard		84% 20 REVIEWS
8	SAI360		81% 20 REVIEWS
9	Workiva Platform		80% 20 REVIEWS
10	OneTrust GRC and Security Assurance Cloud		77% 23 REVIEWS
11	LogicGate Risk Cloud		75% 20 REVIEWS
12	NAVEX IRM		72% 25 REVIEWS
13	Diligent GRC Platform		70% 21 REVIEWS
14	MetricStream ConnectedGRC		68% 25 REVIEWS
15	RSA Archer Insight		66% 24 REVIEWS
CATEGORY AVERAGE			81%

PRODUCTS WITH INSUFFICIENT DATA

--	360inControl		90%	19 REVIEWS
--	Smart Global Governance		80%	18 REVIEWS
--	Modulo Risk Manager		81%	12 REVIEWS
--	Camms.Risk		84%	10 REVIEWS
--	LogicManager ERM Software		75%	6 REVIEWS
--	Resolver IRM		75%	5 REVIEWS

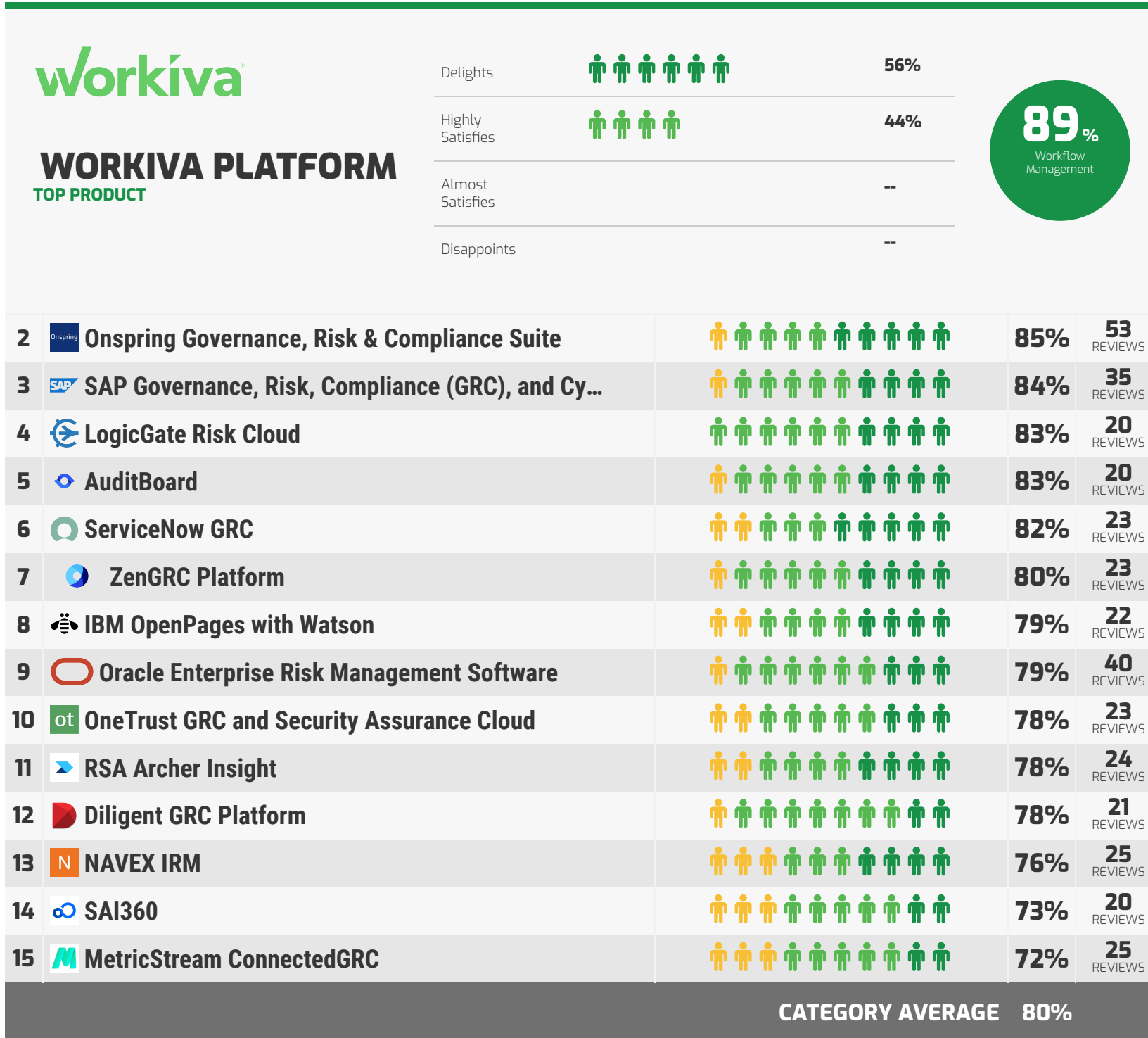
Product Feature Satisfaction

This section provides detailed information on user satisfaction for each product feature. Use these pages to dig deeper into areas of particular interest or concern.

Workflow Management

Standard Feature

Includes ability to support flexible and comprehensive workflow-based capabilities.



PRODUCTS WITH INSUFFICIENT DATA

360inControl	10 icons	86%	19 REVIEWS
Smart Global Governance	10 icons	80%	18 REVIEWS
Modulo Risk Manager	10 icons	81%	12 REVIEWS
Camms.Risk	10 icons	74%	10 REVIEWS
Resolver IRM	10 icons	78%	5 REVIEWS

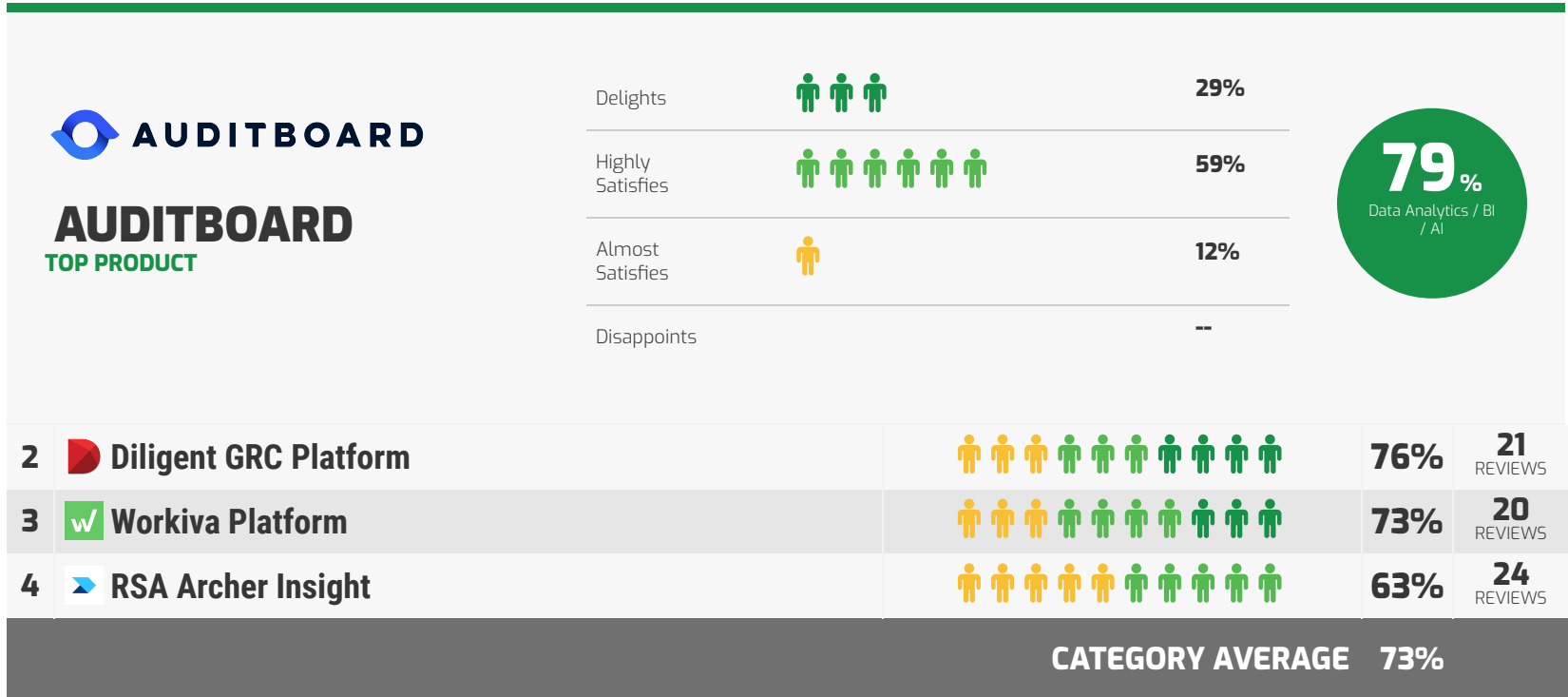
Product Feature Satisfaction

This section provides detailed information on user satisfaction for each product feature. Use these pages to dig deeper into areas of particular interest or concern.

Data Analytics / BI / AI

Differentiating Feature

Integration of capability to mine data from incoming sources (SIEM, logs, vulnerability tools, threat databases, etc) in real-time and apply rules.



PRODUCTS WITH INSUFFICIENT DATA

--	360inControl	78%	19
--	Smart Global Governance	81%	18
--	Modulo Risk Manager	80%	12
--	Camms.Risk	75%	10
--	Resolver IRM	75%	5